

# AUTO·SCRIBE

PLUS

**AutoScribe Plus** is a completely portable word processor for the Psion Organiser II. You can use it for writing letters, memos, notes, site reports, on-the-spot quotes or composing poetry or prose.

With **AutoScribe Plus** you can take up your work where you left off, at the office or at home, on the train or on site, in traffic or up a mountain.

## Some AutoScribe Plus Customers

D.B. is a marketing executive who has to prepare briefs on the products he manages, describing their unique features and their positioning against the competition.

*"The sales and advertising people may come up with all the fancy slogans," he says, "but I have to come up with the basic reasons why our stuff is worth buying. True insights often come when you are least expecting them and AutoScribe lets me record and explore these ideas on the spot. It certainly beats writing on the serviettes in a restaurant."*

J.C. is a health and safety inspector for a multi-national petrochemicals company. *"If I see a certain type of hazard on one of our sites, I have to send a letter to the manager of the department concerned within 24 hours. I now have several standard letters saved on AutoScribe Plus. I can amend them on site and print out a draft warning immediately. When I get back to the office, the draft is uploaded to my secretary's word processor to produce the final copy."*

A.F. is a secretary of a club of model boat enthusiasts. He writes all his club correspondence on the train home each night, printing out the letters on a dot-matrix printer when he gets home. *"A laptop computer would be far too bulky to use on a crowded commuter train," he says. "Fortunately, AutoScribe Plus, does all that I want in less than half the size."*

## AutoScribe Plus at work

### Example 1

This paragraph was written with **AutoScribe Plus!** Normally letters appear in lower case but AutoScribe has a **special feature** to print one character in Capitals, which is very useful for **Proper Nouns** or starting sentences. With the line length set to 50 characters, the word containing the 51st character will automatically be moved to the next line.

If you change the line length to 40 characters, **AutoScribe Plus** will reform the paragraph to read –

This paragraph was written with **AutoScribe Plus!** Normally letters appear in lower case but AutoScribe has a **special feature** to print one character in Capitals, which is very useful for **Proper Nouns** or starting sentences. With the line length set to 50 characters, the word containing the 51st character will automatically be moved to the next line.

By using the Replace function to replace 5 with 4, the last four lines could be changed to

sentences. With the line length set to 40 characters, the word containing the 41st character will automatically be moved to the next line.

### Example 2

Line 1 is "The rain in Spain"  
Line 2 is "falls mainly on the plain"

Move the cursor to the first character on line 2. Press [DEL] and the words on line 2 are moved up to join the words on line 1. There are 43 characters on the joint line. If the line length is set to 40, **AutoScribe Plus** will move the last word back down onto line 2.

**WIDGET**  
SOFTWARE

Widget Software Ltd.,  
121 London Rd.,  
Knebworth,  
Herts, SG3 6EX.

## Features of the Autoscribe Plus.

- ▶ **No Limits** – your report or document can have any number of lines, expanding to fill the whole of your RAMPak or Datapak if you want. The margins can be adjusted to allow up to 240 characters on each line.
- ▶ **Cursor Control** – you can move right, left, up and down in your document, adding new words wherever you want.
- ▶ **AutoSave** – whatever you type in is automatically saved, so that you cannot lose text by leaving **AutoScribe Plus** in a hurry.
- ▶ **Word wrap** – words which will not fit on a line will automatically be moved onto the next line. Lines can be split, merged, centred, deleted or added to.
- ▶ **Special characters** – as the Organiser keyboard is compact, we have designed **AutoScribe Plus** so that as few keystrokes as possible are needed to mix upper and lower case letters, numbers and special characters, such as ? ! @ £ & ä ß and other mathematical, scientific and foreign characters.
- ▶ **Search and Replace** – find and replace words or phrases, or fill in forms.
- ▶ **List** – directory function lists all the word processor files on each pack. Up to 109 documents can be stored on each Rampak or Datapak or in the internal RAM of your Organiser.
- ▶ **Cut and Paste** – move lines from one part of a document to another, or from the Organiser's Diary or Find and Save commands.
- ▶ **Send and Receive** – transfer documents in plain text form to and from other word processors on IBM PC, Apple Macintosh or other computers. For example, you can transfer the main part of a document from a PC to **AutoScribe Plus**, then add a few vital details on the Organiser.
- ▶ **Print** – print to any printer which works with the Psion Organiser II. You can set the length of page you want, and the top, bottom and left margins and use **underline, bold, italic, large and condensed print.**
- ▶ **AutoScribe Plus** is supplied on a green datapak, accompanied by a comprehensive illustrated manual. **NOT COPY PROTECTED.**

*"If you want to do word processing on the Organiser II, you have only one choice – AutoScribe... I recommend it highly. I use this program daily and it is solid value for the money".*  
Review in US Psion Interest Group Newsletter.

Psion Organiser II, Rampak and Datapak are trademarks of Psion plc. Apple and Macintosh are registered trademarks of Apple Computer Inc. IBM is a registered trademark of International Business Machines. Print enhancement drivers are provided for the Psion printer, Epson compatible and IBM compatible printers. Instructions for writing your own printer driver are included.

# HB Games Pack

for your Organiser II

Six new, exciting and innovative games are now available on one pack for all models of the Psion Organiser II.

"HB Games Pack is the best arcade games pak I have seen for the Organiser."

*International Psion User Group - October 1990*


Unlike others the HB Games Pack includes the following features to maximise playability and enjoyment.

**High Speed Smooth Graphics** - All of the games are written in 100% machine code, giving them a genuine arcade look and feel, with full use of screen on 4 line Organiser II models. **Sound Effects and Tunes** - With On/Off switch. **High Score Table** - Allows you to enter your name against the best scores.

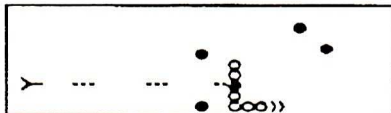
**Defender** - Based on the original arcade version, Defender is a multi level alien invasion game. Shoot the host of attackers, but beware mutant aliens that multiply once hit. You can take evasive action in four directions with variable speed. Only a quick and agile pilot will overcome the odds - this is not a game that will be easily mastered!



**Breakout** - Another popular arcade game. You have to demolish a brick wall using a bat and ball, but it's not as easy as it sounds. Again it is a multi-level game and as play proceeds the challenge increases, speed and bat size change to force your concentration and reaction speed to their limits.



**Worms** - The worm advances rapidly towards you and your only defence is to shoot his segments one by one. This is a game of tactics and timing, if you lose your cool the worm will have you. You can set up a blockade for the worm to crash into, but beware of splitting him or you will be attacked from all sides.



**Snake** - A dice game with a difference. Good strategy and luck will be needed to beat this one. As you throw the dice you slowly reveal the snake. Only time will tell if you have a winning plan, but beware the snake can always bite back with 'Snake Eyes'.



**Shootout** - A multi level fairground game for everyone. You have to shoot the targets as they glide across the screen. Each level has a different type of target, and as the levels increase so will your need for accuracy.



**Mastermind** - The classic logic game. You have only ten chances to guess the pattern chosen by your Organiser. Full scoring and reviewing of previous goes makes the game very addictive.

Available from Widget Software Limited  
121 London Road, Knebworth, Herts. SG3 6EX  
Tel: (0438) 815444, Fax: (0438) 815222

**WIDGET**  
SOFTWARE

# FileMaker

## Widget Software Information Sheet

| FileMaker V1.11 |   |
|-----------------|---|
| Prompts         | File MAIN                                     |
| COMPANY         | WIDGET-SOFTWARE LTD                           |
| TEL             | 0438 815444                                   |
| ADDRESS         | 121 LONDON RD<br>KNEBORTH<br>HERTS<br>SG3 6EX |
| TELEX           | 94081251 WIDGT G                              |
| FAX             | 814222  |
| VAT No          | 455 218 451                                   |

| Commands |              |       |               |       |         |       |         |
|----------|--------------|-------|---------------|-------|---------|-------|---------|
| PgDn     | Next record  | END   | Last record   | ALT F | Find    | ALT P | Prompts |
| PgUp     | Prev. record | ALT N | New Record    | ALT R | Replace | ESC   | Exit    |
| HOME     | First record | ALT D | Delete record | ALT S | Sort    |       |         |

OVERWRITE      NUM LOCK

### FEATURES

- Send and Receive Organiser diaries to and from the PC as well as data files.
- Create, Edit, Rename, Copy, Merge, Delete or Print diaries or data files using the PC keyboard and screen.
- Exchange diary data with Windows 3.0 and Sidekick. Exchange data files with PC database software, such as dBase, DataEase etc.
- Change the colours used on the screen display.

### For data files you can

- Find and Replace text, either on string at a time or globally.
- Sort records into Ascending or Descending order on any single field.
- Field prompts can be set up, which appear on the left side of the edit screen. Data types and range checking can also be included with each prompt.

### For diaries you can

- Find, enter or edit appointments
- Set Alarms
- Tidy diary, jump to today
- Cut and Paste Diary entries

To use FileMaker you need: an IBM PC or PC compatible (includes Amstrad 1512 and 1640) and a Psion Comms Link.

*Psion Organiser II is a trademark of Psion plc. dBase is a trademark of Ashton Tate. Lotus 1-2-3 is a trademark of Lotus Development Corp. Review reproduced by kind permission of IPSO.*

### Your Widget Software Dealer:

FileMaker is a program for the IBM PC and compatibles. FileMaker allows you to enter data files and diaries using the full screen and QWERTY keyboard of the PC. FileMaker integrates with the Psion Comms Link software to allow files and diaries to be transferred between the PC and the Organiser.

### TEAMWORK

Where will your colleagues be a week next Tuesday? Copy the diaries from different members of your team onto your FileMaker and you will know immediately.

### SHARE YOUR KNOWLEDGE

Using FileMaker, the knowledge held on your PC can be transmitted to two, three, four... or any number of Organisers. Why have your frontline staff ringing the office to check a fact which they could be carrying in their pocket.

### THE ART OF DELEGATION

Your assistant can now maintain your diary and data for you on FileMaker without taking your Organiser away. Not only does this free your time, it gives your assistant a better picture of your movements.

*Review from the newsletter of the International Psion Organiser User Group, August 1990:*

"FileMaker is a PC program which will enable you to create and manipulate database files suitable for use on the Organiser II (all models). It features Import and Export commands to make it possible for the Organiser to exchange files with other PC software such as Dbase, Lotus 123, DataEase etc.

Besides being able to create new files for the Organiser, it can also manipulate existing files created on the Organiser, such as MAIN:, etc. A powerful feature is that, after creating or loading a data file, it can SORT the file into Ascending or Descending order on ANY field. Once this has been done to your satisfaction, the sorted file can be returned to the Organiser, either as a separate file or to replace the original one.

FileMaker is supplied with a very easy to follow 16 page booklet, which explains how everything works, even for a beginner. The program itself, being menu-driven, is very easy to use and the handbook becomes superfluous after using it a couple of times. I tried out the program with one or two large databases, and it worked perfectly every time."

**WIDGET**  
S O F T W A R E

Widget Software Limited  
121 London Road, Knebworth, Hertfordshire SG3 6EX

# Result

## A better calculator for your Organiser II

### Widget Software Information Sheet

**Result** as reviewed by Jeremy Roussak *reviewer for Personal Computer World.*

• The Organiser's built-in calculator is fine for simple calculations but a bit of a trial for anything more complicated. Even adding up a long list of numbers can be a nuisance and accessing scientific functions such as logarithms, sine and cosine is a real pain. Result, a souped up calculator from Widget Software gives easier access to these functions as well as allowing editing of previously entered numbers as an option which, with the Comms Link, turns it into a sophisticated printing calculator. The program only works on the 4-line Organisers.

Installation is easy: plug in the Datapak, insert Result into the top-level menu and you're away. The Result logo and the clock appear on the top line of the screen, error messages on the second and the running result of the calculation on the third and the numbers you enter on the fourth. At its simplest, you can use Result like any ordinary calculator with EXE corresponding to the equals key, +, -, \* and / acting as expected, and \*\* meaning exponentiation. If you finish a calculation and discover you have made a mistake you can scroll back through up to 100 steps with the up and down arrow keys and edit any of the number you entered. All the remaining lines of the calculation will then change, reflecting that alteration.

Hitting **M** allows you to access the ten calculator memories in the same simple and intuitive way as the built-in calculator; **S** brings up a one-line menu of special functions, such as negation, square and cube roots, reciprocals and logarithms; and **T** brings up a similar menu of

trigonometric functions. **P** is  $\pi$ , so finding the cube root of  $\sin(\pi/2)$  would require just **P/2<EXE>ts sc**. It's terribly easy. Trig functions work in degrees or radians; my only gripe is that when you change mode any number is automatically converted, so if you work out a number in radians and discover the calculator is set up in degrees, your intermediate results will be multiplied by  $\pi/180$  when you change mode.

Result also supports all the usual calculator features such as brackets (nestable to 8 levels) percentages and constants. You can set the number of decimal places in the calculator. If you set a fixed number of places, you have the option of setting Autoadd, so when you have typed that many digits after the decimal point the number is automatically considered to be finished. This is useful: if you set two places for example, you can add a list of amounts in pounds and pence just by typing them in.

Pressing **MODE** gives you Result's main menu; here you can set decimal places, turn print mode on or off (when on, output looks like an ordinary printing calculator), sum clear and print the calculator memories and retrieve the most recently cleared calculation.

You can leave Result in two ways, either by hitting the left arrow key or by choosing **END** from the main menu. The difference is that if you hit the left arrow Result saves the current calculation in a file called **RESULT** on drive A:, from where it can be recalled when the program is next used.

Result is slightly extendable: if you write an OPL routine called **RPROG**

### FEATURES INCLUDE:

- Full range of scientific functions may be selected in two keystrokes.
- Trig in both degrees and radians.
- Autoadd feature for rapid additions.
- Percentages and discounts.
- Calculation total remains displayed whilst the next entry is keyed in.
- Easy access to the Organiser's ten calculator memories.
- 52 step scroll back and correct feature.
- Automatically counts the number of entries.
- Retrieval of last calculation total.
- Will return numbers to your own procedures.
- Runs OPL programs - add your own functions!
- May be used with a printer for addlisting.
- Supplied on a copyable datapak.

you can call it simply by pressing the right arrow key. You can't however call routines simply by typing their names as you can from the built in calculator. You can call Result from your own OPL programs and your user will have all the functions of Result at their disposal before deciding on an answer to be passed back to your program.

Result is fun to use and I'd recommend it. ☺

*www.letsstartit.com*  
**WIDGET**  
SOFTWARE


Widget Software Limited  
121 London Road  
Knebworth  
Hertfordshire SG3 6EX

Tel: (0438) 815444  
Fax: (0438) 815222

*leeds@stcloud.mouth@Hotmail.com*  
*= Lancs*  
*north@Hotmail.com*

# 64K, 128K, 256K and 512K RAM Memory Packs for the Psion Organiser II.

## Widget Software Information Sheet



Now the **Organiser** can take on even greater responsibility !

This range of battery backed RAM modules provide larger and faster re-usable storage than current EPROM storage devices.

**NEW** 64K RAM.PAGE NOW AVAILABLE

**128K and 256K RAM.PAGES** can occupy either slot B or C of the Organiser, leaving the remaining slot available for standard Psion Datapaks.

**128K and 256K RAM.PAGES** are the same physical size and use the same casings as normal **Psion Rampaks**. The Organiser hardware and software addresses them in exactly the same way as a Rampak.

**512K RAM.BACK** packs are

available which fit into the Organiser, but are contained in larger modules which push neatly onto the back of the Organiser. Versions are available to fit either slot B or C.

- Writing to a **RAM.PAGE** is 250 times faster than writing to EPROM and uses 8 times less power. Reading is only slightly faster but uses three times less power.
- **RAM.PAGE** packs have been developed and manufactured by experienced US Psion systems manufacturer Dynasys Technologies Inc, with the co-operation of Psion plc and US distributor XEC Inc. Widget Software Ltd are sole U.K. distributors for RAM.PAGES.
- Dynamic Current Drain: 5 mA typical @ 25 deg C  
Standby Current Drain: 6 uA

typical @ 25 deg C  
Battery: 3 volt lithium coin rated @ 190 mAhr

- The battery is highly reliable and has a minimum data retention lifespan of 2 years, after which the battery may be replaced. A replacement service is available from Widget Software.
- We recommend that you keep a backup copy of all important data on your RAM.PAGE packs by copying data to a PC or to a Datapak.

Like the Psion Rampak, RAM.PAGE packs are not as resistant to shocks as Datapaks. In particular, if you insert an unmodified Comms Link, Mains Adaptor or other top slot device into the Organiser, with a RAM.PACK pack in the Organiser, it is possible that you may wipe off the information on the RAM.PAGE pack. Since this problem was discovered, the Comms Link and other top slot devices have been modified so that some of the pins on the interface are shorter than others. This prevents the top slot device from interfering with data stored on RAM.PAGES. Full details of how to care for your RAM.PAGE pack are provided.

*Rampak is a trademark of Psion plc.*


**Your Widget Software Dealer:**

**WIDGET**  
S O F T W A R E

Widget Software Limited  
121 London Road, Knebworth, Hertfordshire SG3 6EX

# 128K, 256K and 512K RAM Memory Packs for the Psion Organiser II

## Widget Software Information Sheet



Now the **Organiser** can take on even greater responsibility!

This range of battery backed RAM modules provide larger and faster re-usable storage than current EPROM storage devices.

**128K and 256K RAM.PAGES** can occupy either slot B or C of the Organiser, leaving the remaining slot available for standard Psion Datapaks.

**128K and 256K RAM.PAGES** are the same physical size and use the same casings as normal **Psion Rampaks**. The Organiser hardware and software addresses them in exactly the same way as a Rampak.

**512K RAM.BACK** packs are available which fit into the Organiser, but are contained in

larger modules which push neatly onto the back of the Organiser. Versions are available to fit either slot B or C.

- Writing to a **RAM.PAGE** is 250 times faster than writing to EPROM and uses 8 times less power. Reading is only slightly faster but uses three times less power.
- **RAM.PAGE** packs have been developed and manufactured by experienced US Psion systems manufacturer Dynasys Technologies Inc, with the co-operation of Psion plc and US distributor XEC Inc. Widget Software Ltd are sole U.K. distributors for RAM.PAGES.
- Dynamic Current Drain: 5 mA typical @ 25 deg C  
Standby Current Drain: 6 uA  
Battery: 3

volt lithium coin rated @ 190 mAhr

- The battery is highly reliable and has a minimum data retention lifespan of 2 years, after which the battery may be replaced. A replacement service is available from Widget Software.
- We recommend that you keep a backup copy of all important data on your RAM.PAGE packs by copying data to a PC or to a Datapak.

Like the Psion Rampak, RAM.PAGE packs are not as resistant to shocks as Datapaks. In particular, if you insert an unmodified Comms Link, Mains Adaptor or other top slot device into the Organiser, with a RAM.PACK pack in the Organiser, it is possible that you may wipe off the information on the RAM.PAGE pack. Since this problem was discovered, the Comms Link and other top slot devices have been modified so that some of the pins on the interface are shorter than others. This prevents the top slot device from interfering with data stored on RAM.PAGES. Full details of how to care for your RAM.PAGE pack are provided.

*Rampak is a trademark of Psion plc.*

**Your Widget Software Dealer:**

**WIDGET**  
S O F T W A R E

Widget Software Limited  
121 London Road, Knebworth, Hertfordshire SG3 6EX

# A Layman's guide to printing or transmitting data

Widget Software  
Information Sheet

The handheld computers which Widget Software supports can communicate with a very large number of printers and microcomputers.

There are different types of connecting link. In a parallel link, 8 bits of data are transmitted at one time. In a serial link, only one bit of data is transmitted at one time. Both methods have their advantages and disadvantages.

This sheet is designed to show you which link is the most appropriate for your use.

## Parallel/Centronics Link

Almost all printers now use a type of parallel connector called a Centronics interface. For most purposes, you can assume that a parallel and a Centronics interface are two names for the same thing.

If there are two sockets in the back of your printer, it's likely that one will be a parallel interface and one an RS232 interface. The parallel interface is usually the larger socket.

**Figure 1** shows a Centronics parallel interface. If the interface illustrated looks like the interface on the back of your printer, then the most direct way for you to print data will be to use Paralink.

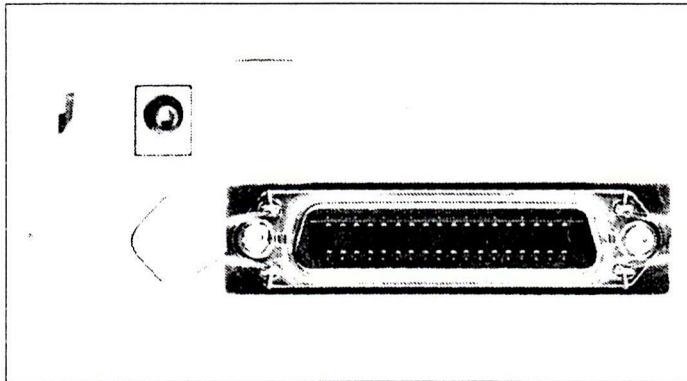



Figure 1

Paralink for the Psion Organiser connects directly from the Organiser to a Centronics parallel interface on a printer.

Paralink SF connects directly from the Casio Digital Diary (all models from SF7500 to SF9500) to a Centronics parallel interface. If you are using Paralink SF with an Epson, Shinwa or Seikosha printer, you may also need a mains adaptor to power Paralink SF.

Neither Paralink is designed to transmit data to another type of computer as they are both designed specifically for printing.



## Serial RS232 Link

The most common type of serial link is called an RS232 interface. If you want to transfer data between your handheld computer to a desktop computer, you need a serial RS232 link. There are also a small number of printers which have a serial RS232 link either instead of or as well as a parallel Centronics interface.

There are two sizes of RS232 socket in common use. One size has 25 pin holes in it, arranged in two lines, one line of 13 pin holes above one line of 12 pin holes. The other has 9 pin holes in it. These are often called D plugs because, viewed from the end, they resemble the letter D.

**Figure 2** shows a 25 pin RS232 socket. A 9 pin RS232 socket looks similar, but smaller.

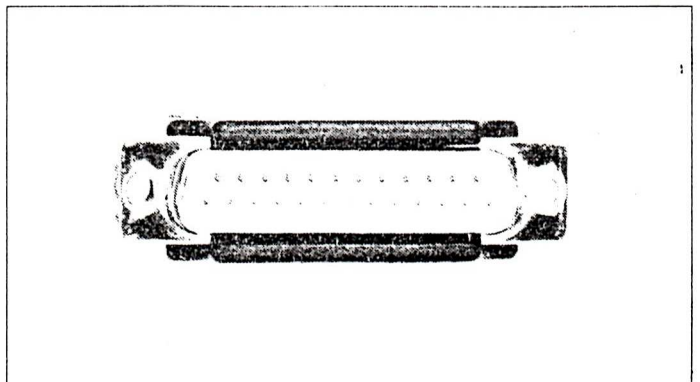


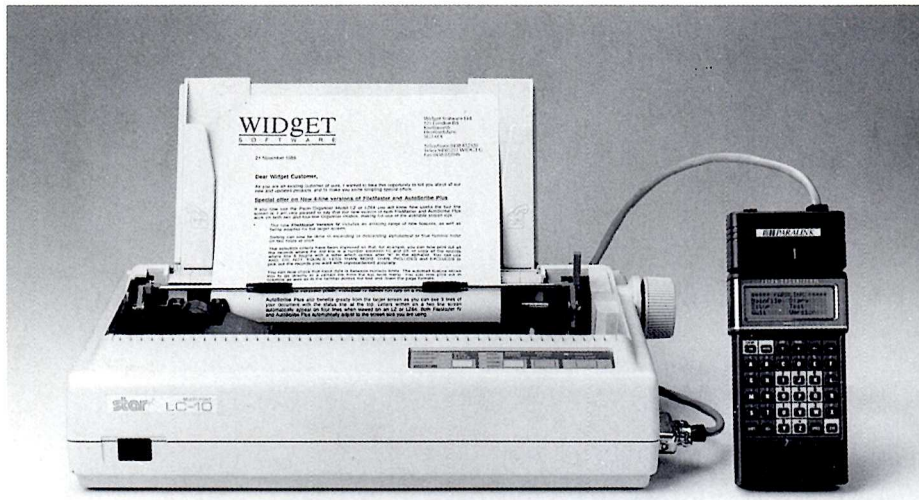
Figure 2

Some manufacturers make their RS232 sockets even smaller, for example some printers have a round DIN plug for an RS232 socket.

# PARALINK

## Printer Interface

### Widget Software Information Sheet



### Paralink allows you to print directly from your Psion Organiser to a parallel printer.

Paralink is easy to use. It connects to the top slot of your Organiser at one end, and into the parallel (Centronics) interface on your printer at the other. No extra hardware or software is required.

Paralink works with all Psion program packs, both **FileMaster** and **AutoScribe Plus**, (our two top selling programs packs), most 3rd party programs and your own OPL programs.

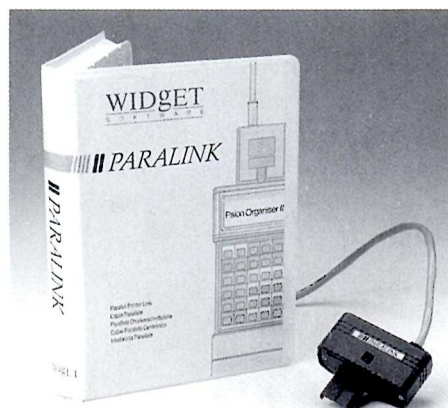
Paralink uses only 950 bytes of your Organiser's RAM and autoboots into RAM when **[ON]** is pressed. After disconnection, the software removes itself from memory.

**Paralink is great news for value added resellers.**

Paralink has already been bought in

great numbers by several companies whose software applications were crying out for the ability to print directly from the Organiser.

For example, we supply Paralink to companies producing estimating programs for builders and printers who then sell a complete system including Paralink, Organiser and printer.



### FEATURES

- Compatible with all Psion Organiser II models and all printers with a standard parallel (Centronics) interface.
- Needs no baud, parity or handshaking settings.
- Allows translation of as many ASCII characters as required.
- Supports OPL LPRINT and LSET commands.
- Includes mains adaptor socket.
- Includes diary and database printing software.
- Multilingual software works in English, French, German, Spanish and Italian.
- **Comes complete with a manual which is both easy to read and understand.**

Other systems in which Paralink features include a fuel economy system for a major French car manufacturer, and a system to calculate welfare benefits for the UK Department of Social Security.

Why not call us to see how your Organiser based product could benefit from interfacing with Paralink.

### GUARANTEE:

*We guarantee that Paralink will print data from your Psion Organiser II to any parallel printer or we will refund your money.*

# WIDGET

S O F T W A R E

Widget Software Limited  
121 London Road  
Knebworth  
Hertfordshire SG3 6EX

Tel: (0438) 815444  
Fax: (0438) 812046  
Telex: 94081251 WIDGT G



# FileMaster: Questions and Answers

FileMaster is a powerful piece of software, so it's not surprising that we get asked a lot of questions about it. This sheet is designed to answer some of the most common questions we have received from prospective FileMaster users.

---

**Q: What does FileMaster do ?**

**A:** FileMaster extends the ability of your Psion Organiser II to deal with data. The FIND, SAVE and COPY commands are already built in to the Organiser when you buy it. FileMaster adds six other commands to your Organiser, SEARCH, SORT, SELECT, PRINT, DPRINT (diary print) and VU.

**Q: The first five are reasonably obvious, but what does VU do?**

**A:** VU is so called because it allows you to view parts of the Organiser data storage which the FIND and SAVE command cannot reach. Using FIND and SAVE, you can only store data in one database file on each pack. VU can divide up each pack into up to 110 separate database files, then SORT, SELECT or PRINT each one of them.

**Q: What does FileMaster look like when it arrives ?**

**A:** FileMaster comes on a special blue Datapak which plugs in to the back of the Organiser like any other pack. All the different parts of FileMaster are saved on this pack. With it comes a comprehensive, illustrated manual.

**Q: Will it permanently fill up one of my Datapak slots then ?**

**A:** Not if you don't want it to. You can copy the FileMaster commands onto drive **A:** (for model XP) or onto another Datapak or a RAMpack which you can use in your Organiser. We trust you to make copies only for your own use, because we know it makes life easier for a lot of people – please don't abuse this trust. Companies should buy one copy of FileMaster for each machine on which it is to be used.

**Q: How much space will it take up in my Datapak ?**

**A:** The full FileMaster program takes up 16k of space, but you will probably not need all of it all of the time. For instance the parts needed to SORT a file, require only about 3k of pack space to store.

FileMaster was deliberately designed with a 'distributed' structure, allowing you to copy the parts you need frequently into RAM or on your main Datapak, leaving the rest on the original FileMaster chip for reference.

**Q: What happens if I delete FileMaster by mistake ?**

**A:** You cannot delete anything from the original blue FileMaster pack. If you copy FileMaster to another pack, you might delete your own copy, but you will always have the full version of FileMaster intact on the original pack.

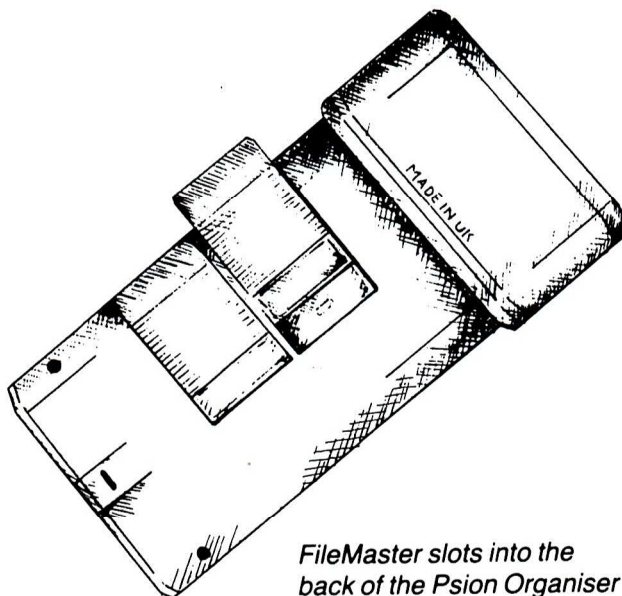
**Q: Does FileMaster need to use space in the RAM ?**

**A:** Yes. Like all programs, FileMaster needs to use some of the RAM (the memory in **A:**) to flex its muscles. Some parts of FileMaster need more memory than others, but there must be at least two or three K of memory left for FileMaster to run.

**Q: Can I use FileMaster with an Organiser CM, which only has 8k internal RAM ?**

**A:** Yes, but you must keep your 8k internal RAM free. If you fill up your RAM with data or diary entries, FileMaster will run out of space to flex its muscles.

If you have a CM, use the INFO option on the Organiser memory to see how much free space you have in **A:**. If there is under 80% free, you may have to delete some of items in **A:** or in your diary before running FileMaster.



FileMaster slots into the back of the Psion Organiser

**Q: Can I use FileMaster with the original black Psion Organiser I, first produced in 1984 ?**

**A:** No, the original Organiser I cannot support FileMaster's advanced features.

**Q: Does FileMaster only recognise or save files in a special file format ?**

**A:** No. One of our main aims in designing it was that it can deal with all Organiser files. FileMaster can read files generated by any OPL program. For example it can read bank account files generated by the Psion Finance Pack.

**Q: When do you need a Mains adaptor ?**

**A:** You need a mains adaptor if you are planning to do a lot of copying of records stored on Datapaks. Every time you hear the 'click-click-click' the Organiser makes when saving to Datapak, the machine is squeezing 21 volts out of a 9 volt battery. As you can imagine, the battery takes a pounding.

If you are planning to SORT a Datapak, we advise you to buy a Mains adaptor. Copying or sorting information held in RAM does not require anything like the same amount of power.

**Q: What do I need to use the PRINT and DPRINT commands ?**

**A:** You need a printer, a Psion Comms Link and a Printer Link-Up Adaptor. Widget Software publish a second information sheet which tells you all about connecting your Psion Organiser to a printer or another computer.

**Q: Why is FileMaster better than any other program for the Psion Organiser II ?**

**A:** Well, we wouldn't claim that it is better for every purpose than all other programs written for the Psion. Obviously there are specific problems for which another type of program may be suitable. But in terms of data handling, no-one else has yet produced a package which expanded the abilities of the Psion so thoroughly, yet was as easy to use as the Psion itself.

For instance, there are other programs which let you create more than one file on each Datapak, but only FileMaster then lets you use them in a similar manner to the original FIND and SAVE.

Two of the earlier questions have already shown ways in which FileMaster is superior to the current competition – we allow you to make copies onto your own Datapaks and FileMaster can handle data files in any format. FileMaster can handle files produced by all other data handling programs.

Perhaps FileMaster's main strength is that it was the first independent program sold for the Psion Organiser II, and we have continued to build on that lead by updating and improving our program in response to user suggestions ever since.

---

### **A footnote**

Even though we try to be continually on our guard against it, we are still occasionally accused of speaking in jargon.

If you find that this sheet or the FileMaster manual are difficult to understand or do not cover a point which you found confusing, we encourage you to send us a photocopy to the address below, with your comments written across the offending section.

Not only does this help you give vent to your feelings (and we promise you that these comments invariably find their way to the author), but it helps us save others from the same frustrations.

# Printing from a Psion Organiser II

The Psion Organiser II can communicate with a very large number of printers and micro-computers. FileMaster can print data or diary entries onto any printer or microcomputer which can communicate with the Psion.

Different printers and computers need to be connected with different adaptors. This sheet is designed to show you how to connect FileMaster and the Psion Organiser II to some of the most popular printers and microcomputers.

---

## **Identifying an RS232 interface.**

In order to connect a printer directly to the Psion Organiser II you need three things:

1. A printer or electronic typewriter with an RS232 interface.
2. A Psion Comms Link
3. A Link-Up adaptor

Printers usually have one or two sockets at the back to which computer cables can be connected.

If there are two sockets in the back of your printer, it's likely that the RS232 socket is the smaller one. An RS232 socket usually has 25 pin holes in it, arranged in two lines, one line of 13 pin holes on one of 12 pin holes. As the pins are arranged in the shape of a capital D, this type of socket is known as a 25 pin D-type connector.

Some manufacturers make their RS232 sockets even smaller. On Epson LQ model printers and the Epson P40, for example, the RS232 socket is a round DIN plug.

Not all printers have an RS232 interface. With some printers, especially cheaper or mid range dot matrix printers, an RS232 interface is an optional extra. If your printer does not have an RS232 interface, you may be able to buy one from the company which sold you your printer, which you can then fit yourself with a screwdriver.

If you have an electronic typewriter which can be used as a computer printer, the chances are that it will have an RS232 interface rather than any other kind. The RS232 interface will normally be a 25 way D-type socket, or for a few manufacturers a round DIN socket.

## **The Psion Comms Link**

The Psion Comms Link carries data from the Psion Organiser II to a printer. At one end, the Comms Link plugs into the top of the Psion. On the other is a female 25 way D-connector, which is designed to plug straight into an IBM PC or compatible.

There is more to the Comms Link than meets the eye. It is not just a wire – inside the Psion end of the Comms Link is a chip containing the software needed to control the sending and receiving of information to and from the Psion.

You cannot send data to any printer or computer without a Comms Link. In the UK, the Psion Comms Link retails for £59.95 including VAT.

## **Link-Up adaptors**

The end of the Comms Link is designed to fit the IBM PC and will not fit directly into a printer – you will need an adaptor.

The Psion Printer Link-Up Adaptor will work with nine out of ten printers with an RS232 interface.

The Printer Link-Up Adaptor has a male 25 pin D-connector on each end. The printers which will not work with this adaptor are mostly those which have a round DIN socket. These include the Epson P40 and Epson LQ range of printers (but not the Epson FX, RX and LX printers or the Amstrad LQ printers).

If you have a really obscure make of printer, you may need to make your own adaptor with soldering iron and manual in hand. Psion Support (tel 01-723 0553) may be able to provide wiring diagrams for some printers.

**Note:** An RS232 interface is the same as a serial interface which is the same as a serial port. The other main kind of interface is called a Centronics or parallel interface. Unless you have a serial to parallel converter, which would cost £40-£50, you cannot connect the Comms Link to a Centronics interface.

## Linking the Psion to other microcomputers

Like the COMMS software which comes built into the Psion Comms Link, the PRINT and DPRINT commands in FileMaster can be used to send information to another computer. If your office uses a computer which is permanently connected to a printer, you may find it easier to transmit information from your Psion to your office computer, then print it from the office computer.

In order to send information to another computer you will need

1. A computer with an RS232 interface
2. A Psion Comms Link
3. A Link-Up adaptor (not needed for IBM compatibles)
4. Some communications software for the other computer

On most business computers, the RS232 is either a 25-way D-type connector, or a 9-way D-type connector.

The Comms Link will fit directly to the RS232 interface of an IBM PC or XT or compatible, including the Amstrad 1512 and Amstrad 1640. You may find that there are two RS232 interfaces on your IBM compatible – if in doubt choose the one labeled COM1.


The IBM AT and its compatibles use a 9-way D-type connector, which needs a special Link-Up adaptor.

For most other types of computer, you will need a Link-Up adaptor of some sort. The Link-Up adaptors which we can supply are listed in the table.

### Communications software

The PRINT and DPRINT commands of FileMaster, and the TRANSMIT commands in the COMMS software send information from the Psion. In order to catch that information, the computer at the other end must run a communications program.


*The Comms Link and a Link-Up adaptor*



The Comms Link comes with a program called CL for IBM PCs or compatibles. CL can only be used when you are transmitting a whole file using the TRANSMIT option of the COMMS software. CL cannot be used with FileMaster.

Many computers are sold with a free communications program included. For others, there is usually a range of inexpensive programs which you can buy. If you do not have a communications program for your micro, try buying a magazine devoted to your computer. There will probably be several advertisements from companies selling communications software.

Some software packages which have been used successfully are listed in the table below. These are by no means the only packages available – the list is provided for your information only. If you know of better packages or have succeeded in communicating with computers which are not listed, we would be interested in including such information in future editions of this sheet.



| Computer type                | Link-Up adaptor needed  | Software package   |
|------------------------------|-------------------------|--|
| IBM PC/XT, Amstrad 1512/1640 | None                    | Procomm Plus   |
| IBM AT                       | AT adaptor              | Procomm Plus   |
| Amstrad PCW                  | Printer                 | Mail232 comes free, but MEX is better<br>MEX from PDSL 08926 63298 |
| Apricot                      | Printer                 | ASYNCH comes free  |
| Atari ST                     | Printer                 |  |
| Apple Mac                    | Mac adaptor             | Red Ryder from<br>Mactel 0602 810237                               |
| BBC                          | BBC Link-Up adaptor     | Comstar 2  |
| Commodore 64/Amiga           | Y2 Computing 0923 50161 |  |

If you want to put your Psion to serious use, then you need

# W I D G E T

## F I L E M A S T E R

In talking to many Psion users we discovered that they wanted to do more with their data than the FIND, SAVE and COPY commands allow.

We created FileMaster to give them, and you, the freedom to manipulate information in whichever way you choose, without the need to get involved in programming.

Put simply, FileMaster allows you to keep more, independent stores of information on your Organiser, and then to sort and search that information more precisely.

Two examples of the uses our customers have found for FileMaster -

John Stevenson is purchasing manager for a company which imports timber. He records the timber types supplied by over 500 timber suppliers on his Organiser. FileMaster makes sure that he always stores the contact name, the address and the timber type on the right line in each supplier record. Each month, he uses FileMaster to print out on his office printer lists of all suppliers dealing in each type of wood.

Vince Harris is sales manager for a cellular telephone company. Every day, his secretary types the names and addresses of potential customers into his Organiser. Each week Vince uses FileMaster to selectively copy the sales leads for area X onto a Datapak which is then given to the salesman for area X, the leads for area Y onto a pack for salesman Y etc. The salesmen then use FileMaster to print address labels to these prospects direct from their Organisers.

FileMaster is -

- ▶ **Flexible** – FileMaster can be applied to the MAIN file on each Datapak or any other file you choose. There is no restriction on format.
- ▶ **Powerful** – FileMaster gives you twice the amount of functionality of the average data handling package.
- ▶ **Easy to use** – FileMaster is designed to resemble the Psion's own software, so it takes little effort to understand.
- ▶ **Easily copied** into the RAM of your Organiser or onto your own Datapak. FileMaster is NOT COPY PROTECTED. Unlike some other software packages, the original pack does not always have to be present in the back of your Organiser.

*'A program which I have been looking for ever since I started using the Psion Organiser. ... Can be used by the average user after a few minutes with the manual.'* **Personal Computer World Magazine.**

*'Enhances the Organiser's built-in filing system and provides a readymade alternative database.'*

**Independent Psion Organiser User Group.**

**WIDGET**  
SOFTWARE

Widget Software Ltd  
121 London Rd, Knebworth  
Herts SG3 6EX  
Telephone: 0438 812320

### FileMaster's advanced commands

▶ **SORT** automatically puts any database file into ascending alphabetical or numeric order. SORT can use any of the first four lines (or fields) in determining the new order. As copying data on a Datapak takes a lot of power, we recommend you use a mains adaptor when sorting.

▶ **SEARCH** is an enhanced version of the FIND function. Whereas FIND limits you to searching for a single word, SEARCH allows you to use up to five different words or parts of words. You can for example find all the records containing '021', 'BMW' and 'ACB1'.

▶ **SELECT** is the copying equivalent of SEARCH. SELECT copies a group of selected records from one database file to another. Like SEARCH you can select all words containing up to five search clues and copy them to another file.

▶ **PRINT** prints out the exact record or records you want, with the layout you choose. You can print out all records containing a certain word (the search clue) or have the Psion pause for confirmation before each record is printed.

PRINT prints out records either across the page, down the page or in label format. PRINT can print out all of a record, part of a record (skipping the lines you don't want) or individual lines from a record.

▶ **DPRINT** prints out appointments in your diary, giving the time, day and date of each appointment, the details you have stored and whether the alarm is set for each appointment. You choose the dates on which the printout starts and ends.

'The program is easy to use, prompting you for the start and end date with default entries placed on the screen,' *Personal Computer World.*

▶ **VU** allows you to create and edit up to 110 database files on each Datapak, RAMpack or on drive A:. VU is the easiest way to unleash the full database power of the Psion Organiser.

VU can list a directory of files, sort a file, print a file, rename a file, or copy a file wholly or selectively. Inside each database file, VU can move backwards and forwards through the records, skip to the top or the bottom of the file, erase any record and save or edit new records, using your own prompts to remind you what each line is used for.

▶ **FileMaster** is stored on a distinctive blue pack which will fit into either slot in the back of the Psion. FileMaster is accompanied by a comprehensive illustrated manual which will tell you all you need to know about its many features.

# Order form

Please complete the order form below and send it with payment to:  
Widget Software Ltd, FREEPOST, 121 London Road, Knebworth, Herts, SG3 6EX.

## The goods you want

Credit card orders: please phone 0438-812320

| Description   | Price (£) | Quantity | Total for this item |
|---|-----------|----------|---------------------|
| FileMaster  | 44.95     |          |                     |
| FileMaster Developer Disk Version (IBM PC)          | 59.95     |          |                     |
| FNKEY   | 49.50     |          |                     |
| Mains adaptor                                       | 14.95     |          |                     |
| Psion Organiser XP - with 32k RAM                   | 139.50    |          |                     |
| Organiser Developer (IBM PC)                        | 49.95     |          |                     |
| 16k Datapak   | 19.95     |          |                     |
| 32k Datapak   | 34.95     |          |                     |
| 64k Datapak   | 59.95     |          |                     |
| 128k Datapak (XP only)                              | 99.95     |          |                     |
| 32k RAMpack (XP only)                               | 54.95     |          |                     |
| Psion Pocket Spreadsheet (XP only)                  | 39.95     |          |                     |
| Comms Link - RS232 communications link              | 59.95     |          |                     |
| Printer Link-Up Adapter                             | 12.95     |          |                     |
| Other Link-Up Adapters (circle)                     | 12.95     |          |                     |
| Macintosh/BBC/IBM AT/Modem                          |           |          |                     |
| TOTAL (all prices include VAT, postage and packing) |           |          |                     |

## Your name and address

|                          |  |
|--------------------------|--|
| INVOICE name and address | <input type="checkbox"/> Tick here if you want a VAT receipt (VAT no. 455 2184 51) |
|                          | Dealer stamp   |

## Your payment details

*Official order forms accepted from PLCs and Government bodies*

|  |
|--|
| <input type="checkbox"/> I enclose a cheque for the full amount, made payable to Widget Software Ltd.  |
| <input type="checkbox"/> Please debit my <input type="checkbox"/> Access (or Mastercharge or Eurocard) <input type="checkbox"/> Visa <input type="checkbox"/> Amex <input type="checkbox"/> Diners |
| My card number is <input type="text"/> <input type="text"/> <input type="text"/> <input type="text"/> and the expiry date is <input type="text"/>  |
| Signature: _____ Date: _____   |

Please complete in ink and send with payment to:  
 Widget Software Ltd., FREEPOST, 121 London Road, Knebworth,  
 Herts. SG3 6EX Tel: (0438) 815444 Fax: (0438) 815222

|  | Price (£)<br>Ex VAT | (Inc VAT<br>@ 17.5%) | Qty | Total |
|--|---------------------|----------------------|-----|-------|
| <b>Software</b>  |                     |                      |     |       |
| FileMaster (not for CM) .....  | 44.95               | (52.82)              |     |       |
| AutoScribe Plus .....  | 44.95               | (52.82)              |     |       |
| Transfile ST CL - for Atari owners .....   | 44.95               | (52.82)              |     |       |
| Back It Up - save your Psion data on your PC .....   | 44.95               | (52.82)              |     |       |
| FileMaker (for PC compatibles) .....   | 52.95               | (62.22)              |     |       |
| FnKey .....  | 44.95               | (52.82)              |     |       |
| Result - Scientific calculator program (LZ or LZ64 only) .....   | 44.95               | (52.82)              |     |       |
| Psion Organiser Developer (for development on PC compatibles) .....  | 44.95               | (52.82)              |     |       |
| Psion Pocket Spreadsheet (not for CM) .....  | 34.75               | (40.83)              |     |       |
| HB Games Pack .....  | 26.95               | (31.67)              |     |       |
| <b>Hardware</b>  |                     |                      |     |       |
| Psion Organiser II model CM .....  | 69.95               | (82.19)              |     |       |
| Psion Organiser II model XP .....  | 94.95               | (111.57)             |     |       |
| Psion Organiser II LZ 4 line display .....   | 129.95              | (152.69)             |     |       |
| Psion Organiser II LZ64 4 line display .....   | 164.95              | (193.82)             |     |       |
| Paralink - parallel printer link for Psion Organiser II .....  | 52.95               | (62.22)              |     |       |
| Mains Adaptor .....  | 12.95               | (15.22)              |     |       |
| Comms Link-RS232 communications link .....   | 52.95               | (62.22)              |     |       |
| Psion Printer II .....   | 195.00              | (229.13)             |     |       |
| Printer Paper - 4 rolls .....  | 5.95                | (6.99)               |     |       |
| Bar Code Reader .....  | 150.00              | (176.25)             |     |       |
| Formatter .....  | 44.95               | (52.82)              |     |       |
| 16K Datapak .....  | 16.95               | (19.92)              |     |       |
| 32K Datapak .....  | 29.95               | (35.19)              |     |       |
| 64K Datapak .....  | 52.95               | (62.22)              |     |       |
| 128K Datapak (not for CM) .....  | 86.95               | (102.17)             |     |       |
| 256K Flash Datapak (not for CM) .....  | 129.95              | (152.69)             |     |       |
| Flash Datapak formatter program .....  | 16.95               | (19.92)              |     |       |
| 32K RAMPak (not for CM) .....  | 47.95               | (56.34)              |     |       |
| 128K RAM.PAGE (not for CM) .....   | 199.00              | (233.83)             |     |       |
| 256K RAM.PAGE (not for CM) .....   | 249.00              | (292.58)             |     |       |
| 512K RAM.BACK .....  | 499.00              | (586.32)             |     |       |
| Printer Link-up Adaptor .....  | 11.25               | (13.22)              |     |       |
| Other Link-up Adaptors - please tick   |                     |                      |     |       |
| Macintosh <input type="checkbox"/> BBC <input type="checkbox"/> IBM AT <input type="checkbox"/> Modem <input type="checkbox"/> ..... | 11.25               | (13.22)              |     |       |
| Denwood Hand-held Leather Case .....   | 12.95               | (15.22)              |     |       |
| Denwood Filofax Organiser Case .....   | 52.95               | (62.22)              |     |       |
| <b>CASIO Products</b>  |                     |                      |     |       |
| Transfile PC SF .....  | 77.95               | (91.59)              |     |       |
| Paralink SF .....  | 52.95               | (62.22)              |     |       |
| Mains adaptor for Paralink SF .....  | 12.95               | (15.22)              |     |       |
| <b>CANON Bubble Jet Printers</b>   |                     |                      |     |       |
| BJ-10e Printer (inc next day delivery) .....   | 304.95              | (358.32)             |     |       |
| A4 Sheet Feeder .....  | 54.00               | (63.45)              |     |       |
| Ink Cartridge .....  | 17.99               | (21.14)              |     |       |
| NiCad Rechargeable Battery .....   | 39.99               | (46.99)              |     |       |
| UK Post & packing £3.00 for orders under £35 .....   | 3.00                | (3.52)               |     |       |
| European post & packing .....  | 7.50                |                      |     |       |
| Overseas post & packing .....  | 12.50               |                      |     |       |
| <b>FINAL TOTAL</b> (all prices include Post & Packing (in the UK) for orders over £35)   |                     |                      |     |       |

May 1991

### Payment Details

|                               |   |  |  |  |  |
|-------------------------------|---|--|--|--|--|
| Name: .....                   | <input type="checkbox"/> I enclose a cheque for the full amount made payable to Widget Software Limited<br><input type="checkbox"/> Please debit my credit card<br><input type="checkbox"/> Access (or Mastercharge or Eurocard)<br><input type="checkbox"/> Visa<br>Card No: <table border="1" style="display: inline-table; width: 150px; height: 20px;"><tr><td> </td><td> </td><td> </td><td> </td></tr></table><br>Card Expiry Date: ..... |  |  |  |  |
|                               |   |  |  |  |  |
| Company (if applicable) ..... |   |  |  |  |  |
| Address: .....                |   |  |  |  |  |
| .....                         |   |  |  |  |  |
| ..... Post Code .....         |   |  |  |  |  |
| Daytime Tel. No. ....         | Signature: ..... Date: .....  |  |  |  |  |